

Health Saathi

Your appointment, your care, our promise !!

[Get Started](#)



Problem Statement

There are currently 25000 government hospitals in India with average turnover of 4500 daily.

Overcrowding **1**

Long queuing in the government hospitals

Booking Inefficiency **3**

Manual appointment system still in use



Search of Doctors **2**

Lack of knowledge of doctors outside of area.

Maintaining records **4**

Records not up to date and hassle in maintaining them.

Our Mission

To reduce the overcrowding in hospitals efficiently and digitalise the ecosystem for the public.

1.

Streamline the current inefficient appointment system.

2.

Provide databases to record medical data easily and quickly

3.

Reduce the overcrowding and delaying of the OPD appointments



Our Services

Our Robust Application will help save precious time and energy for both patients and doctors



Real time updates

Patients can check the status of appointment and delays if any on real time basis.

Medical records

On just one click, the patient can easily access his history of medications

Extensive Data

Wide range of doctors and hospitals to search from along with recommendations.

User Journey

We are aiming to provide services through an APP first and then later move on to other mediums.

1.

User enters the APP, searches for the doctors he wants and appointment for.

2.





He enrolls in virtual queue, gets an estimated In-time.

3.

He can checkout and confirm by paying the fees and verifying the Aadhar no.



Operations and Tie ups

-  Hospital Administration
-  State Government
-  NGOs
-  Labs (MRI, CT, Blood Test)



Market Sizing

In 2022, India witnessed around 4.3 billion outpatient visits and 1.5 billion diagnostic visits

1 Total Market ~ \$450B

Total Indian health care market

2 TAM ~ \$50B

OPDs Outpatient Indian market.

3 SAM ~ \$12B

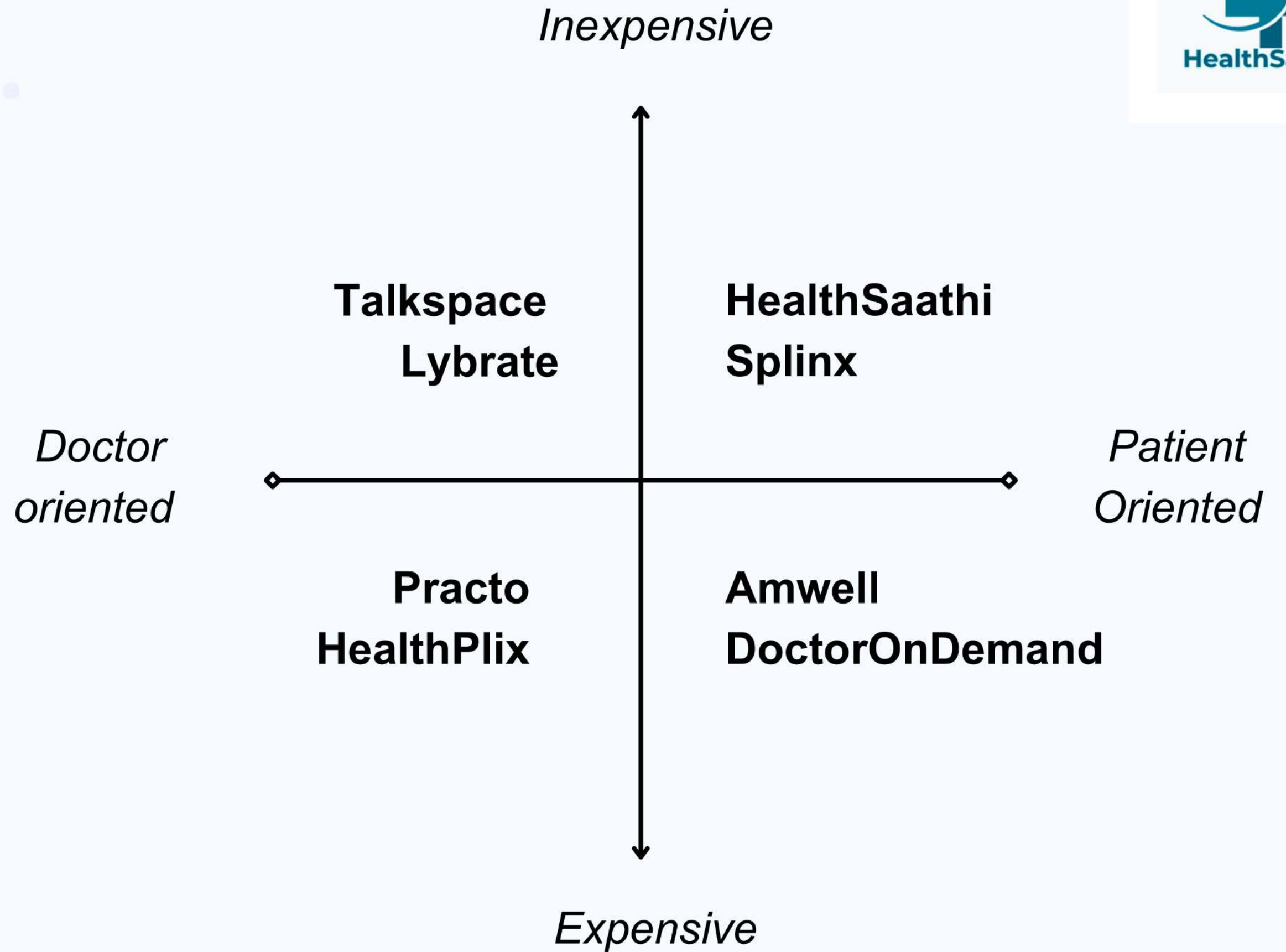
Government hospitals and public OPDs

4 SOM ~ \$1.5B

Intra State public and private OPDs and labs



Competitive Analysis





Business Model

Our Mission will always be our priority and the pricing is also been done keeping that in mind



Schedule Model

Rs 10 per primary visit and Rs 7 for secondary visits and so on...



Subscription Model

Monthly package of Rs 50 or Yearly Package of Rs 200 for regular visitors

Timeline for operations

A brief overview of our plan of actions for upcoming year.

1.

Aug - Nov '24 - Build the application, talk to doctors and conduct surveys for compatibility

2.

Dec - Feb '25 - Conduct trials runs and iterate on the process.

3.

Feb - Apr '25 - Gather feedback, improve and propose to the state govt hospital CMOs



Our Ask

Grant

A sum of 10 lakhs will help us hire the team to develop our App and fulfil the operational cost.

Mentorship

Advice and networking support from the mentors in the ecosystem is what we crave !

We ask for grant and mentorship support from the experienced.



Our Team



Anish Kamath
CoFounder
and COO
Equity Share - 50%



Amish Sharma
CoFounder
and CEO
Equity Share - 50%

An illustration on the left side of the slide shows a female nurse in purple scrubs and a white face mask, holding a syringe and preparing to administer it to a male patient. The patient is sitting in a chair, wearing a white t-shirt and a blue blanket. A drip chamber is hanging from a stand above the patient. The background is a light purple circle.

Thank You

For Your Attention in Our Presentation

Contact us ~

Email ID - f20212819@goa.bits-pilani.ac.in

Phone No. - 7021991315